

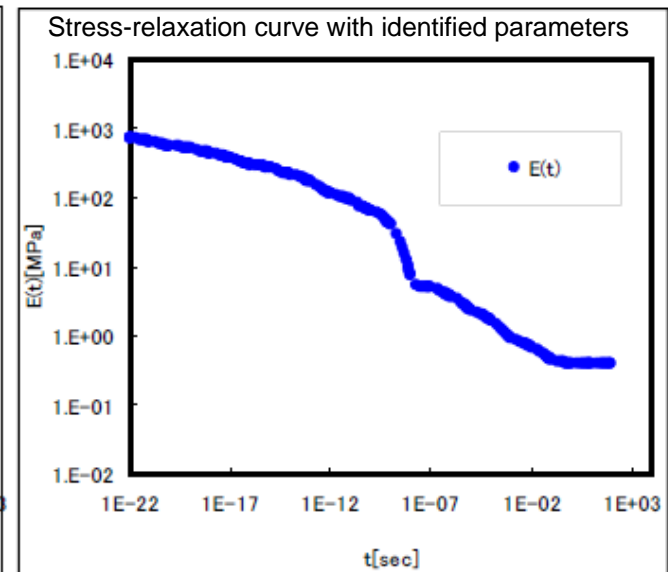
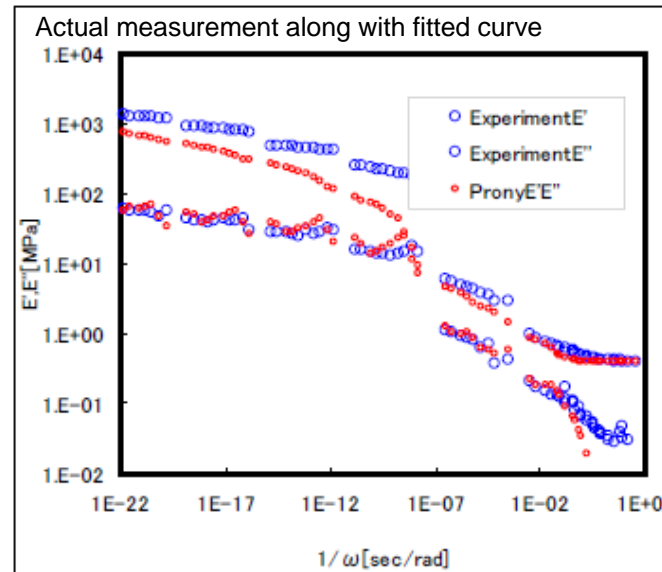
θ6 Identification for material property t6

ADINA

	G[Mpa]	β [1/sec]
∞	1.30E-01	
1	5.04E+01	6.28E+22
2	2.99E+01	3.14E+21
3	3.77E+01	3.14E+20
4	3.03E+01	6.28E+18
5	2.77E+00	3.14E+18
6	2.15E+01	3.14E+17
7	3.25E+01	3.14E+16
8	1.93E+01	6.28E+14
9	4.56E+00	3.14E+14
10	1.32E+01	3.14E+13
11	2.56E+01	3.14E+12
12	1.35E+01	6.28E+10
13	1.31E-02	3.14E+10
14	6.74E+00	3.14E+09
15	1.54E+01	3.14E+08
16	3.72E-01	3.14E+06
17	2.86E-02	1.57E+06
18	5.22E-01	3.14E+05
19	1.99E-01	3.14E+04
20	3.19E-01	3.14E+03
21	5.99E-02	3.14E+02
22	1.02E-01	3.14E+01
23	2.06E-02	3.14E+00
24	3.34E-08	3.14E-01
25	2.45E-10	3.14E-02
	K[Mpa]	
∞	1.53E+05	

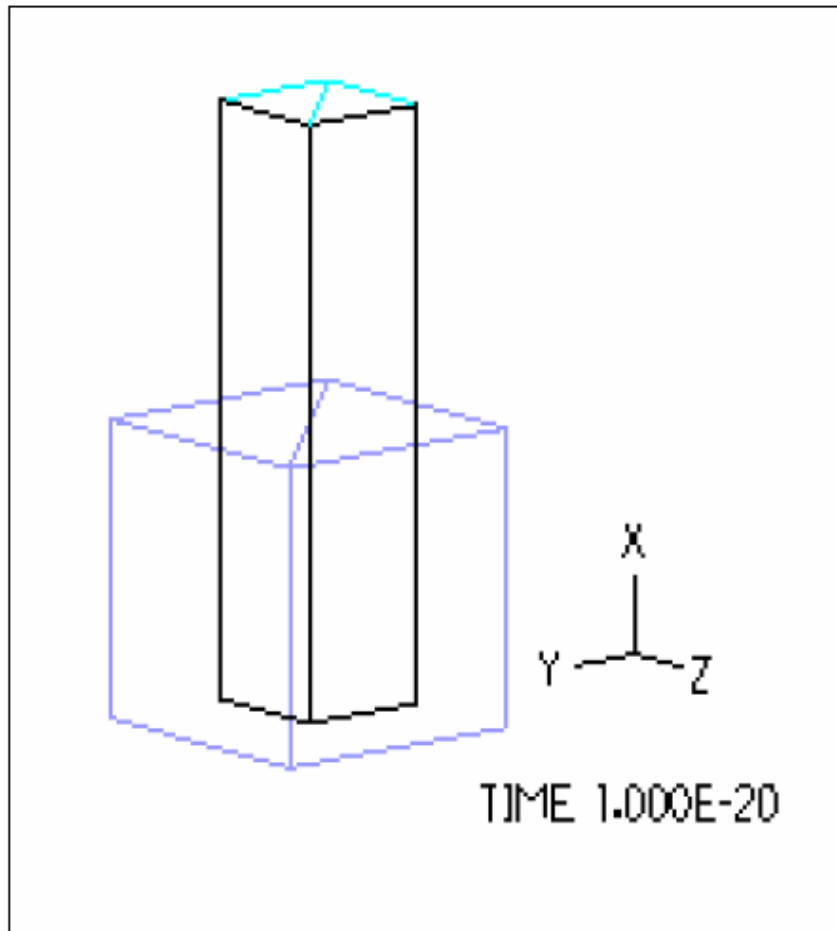
Prony series

$$G(t) = G_{\infty} + \sum_{i=1}^N G_i e^{-\beta_i t}, \quad K(t) = K_{\infty}$$

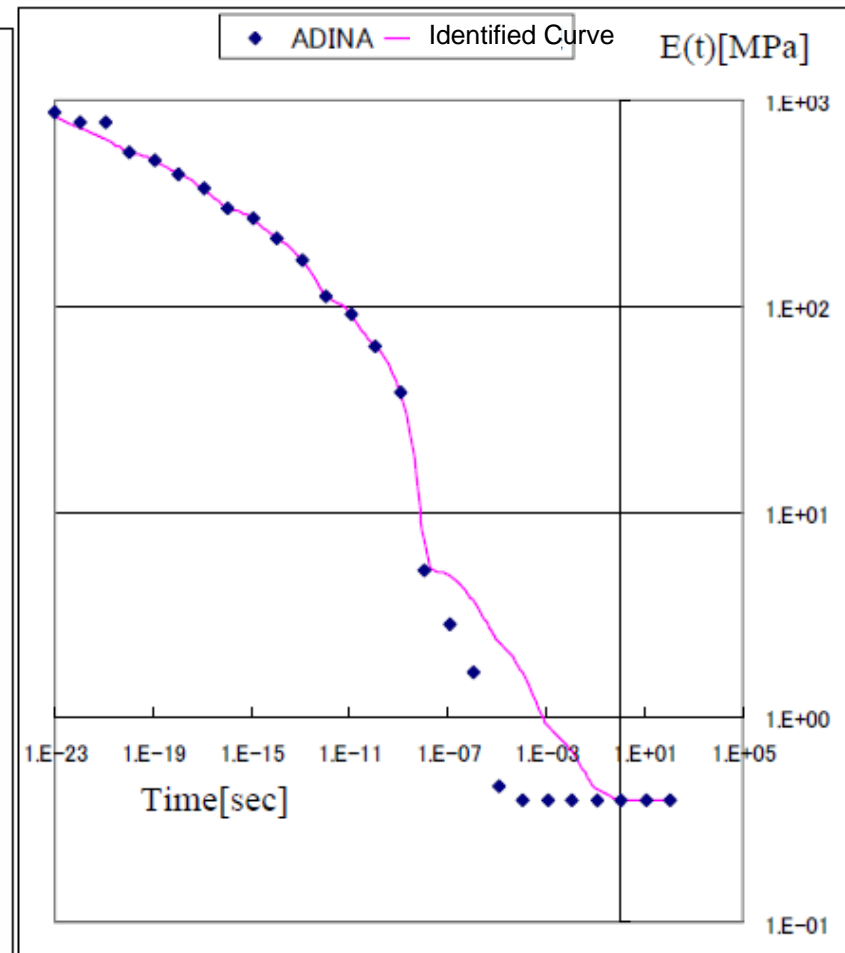


θ6 Stress-relaxation analysis (relax_t6.in)

ADINA



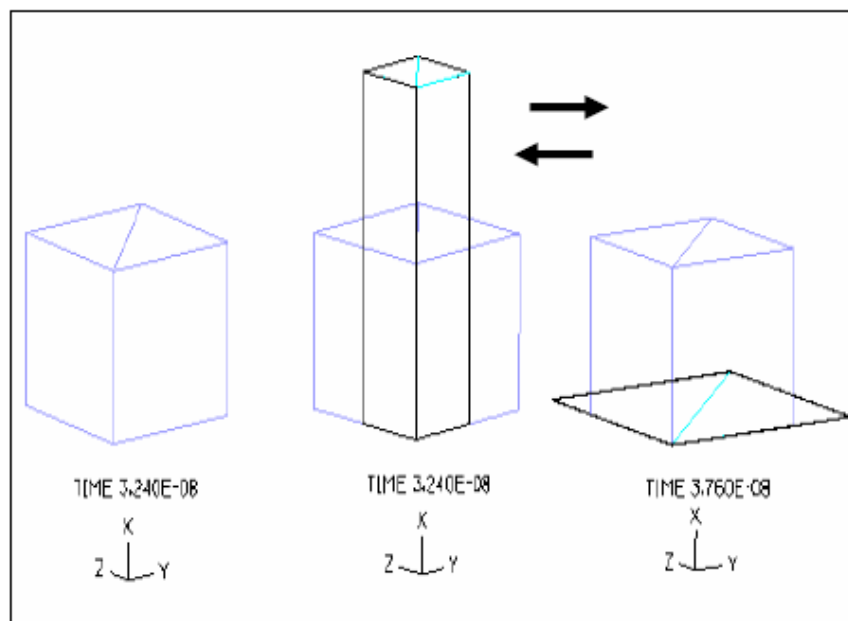
Analysis model



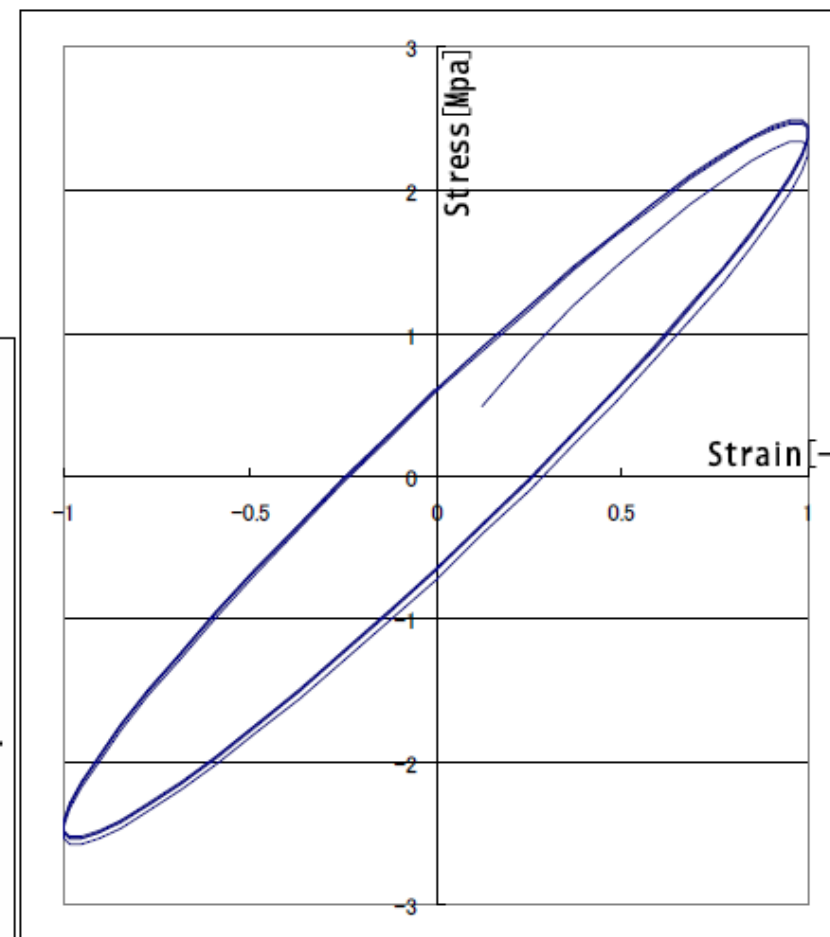
Stress-relaxation curve

θ -6 Harmonic vibration analysis (freq_t6.in)

ADINA



Analysis model



10^4 Hz hysteresis curve